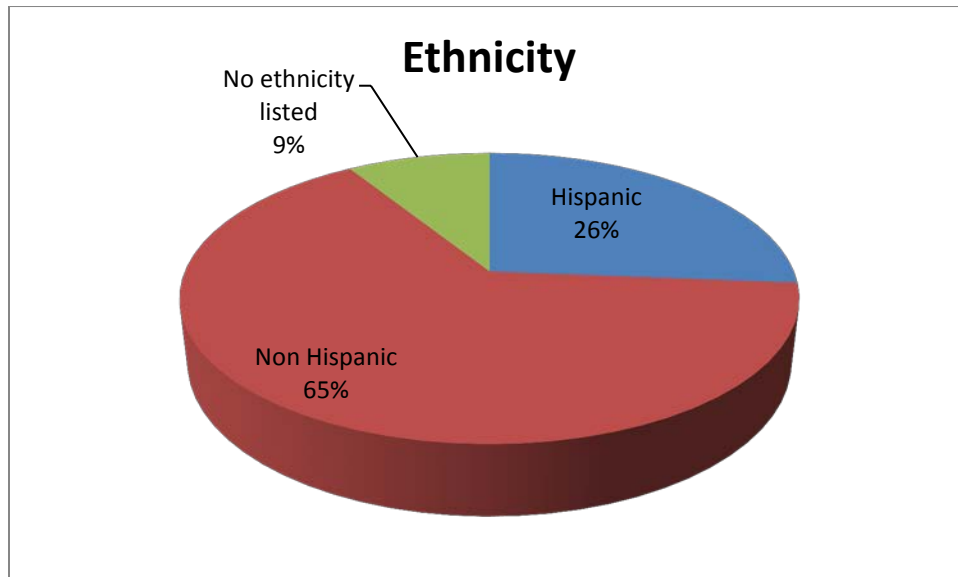
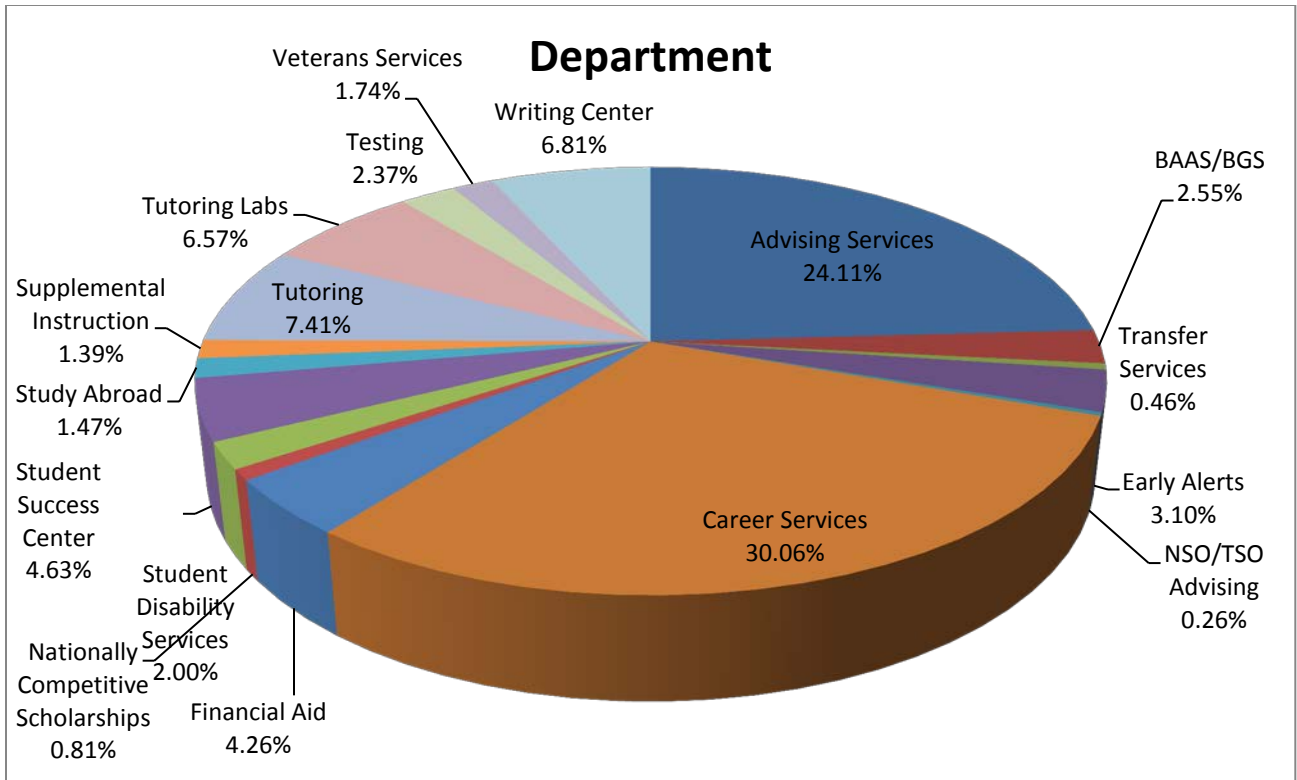
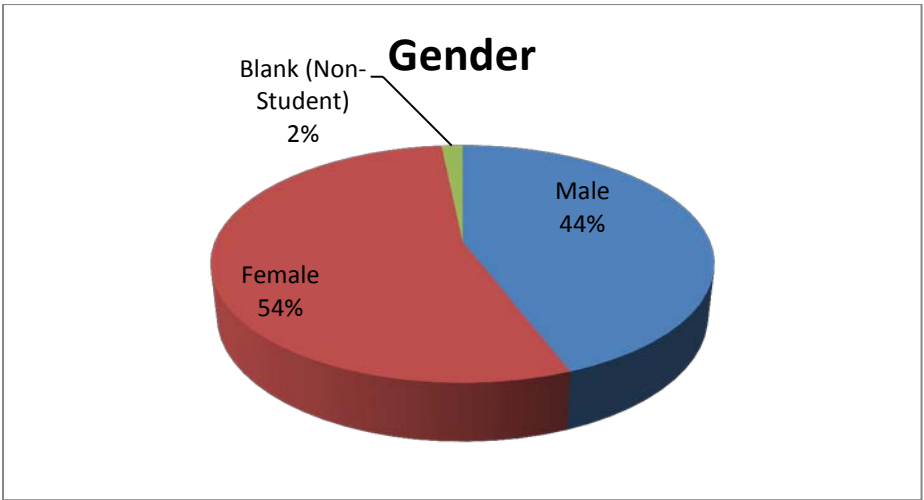
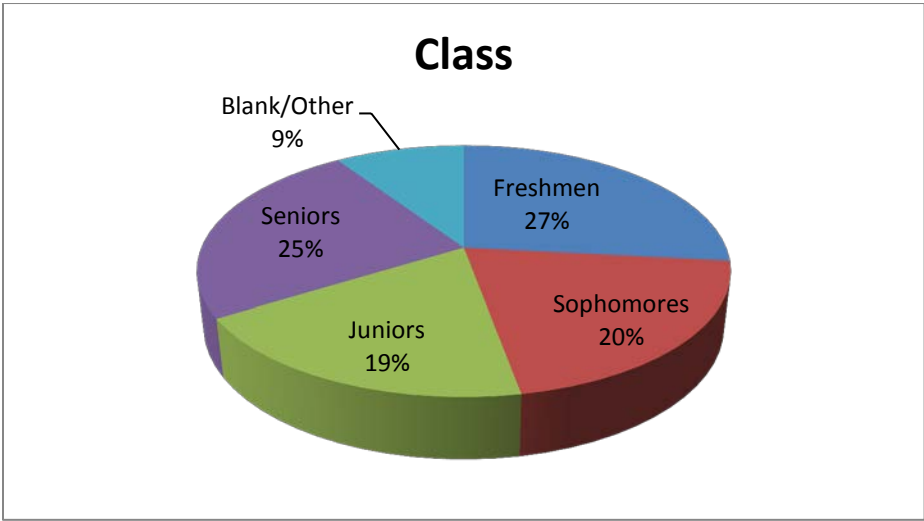
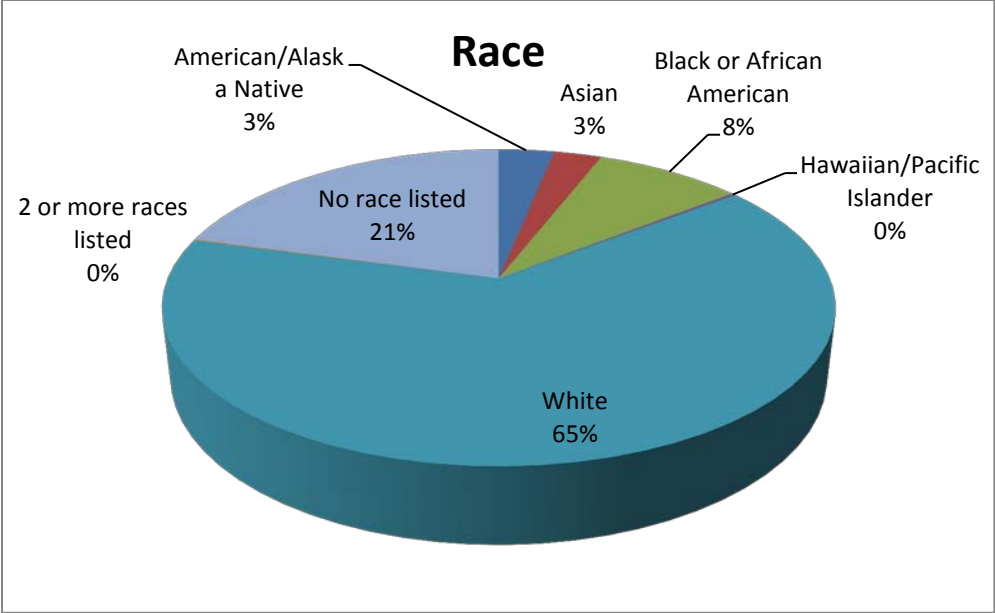


## Student Success Center Student Contacts

Fall 2015 Student Contacts (08/24/15 - 12/31/15)	Total Contacts	Unique Students	Maximum Student Contacts	Average Number of Contacts
<b>Total Contacts</b>	35,912	8,444	67	4.25
<b>Departments</b>				
Advising Services	8,660	4,315	11	2.01
BAAS/BGS	915	475	6	1.93
Transfer Services - Community College Visits	165	154	4	1.07
Early Alerts	1,115	704	8	1.58
NSO/TSO Advising	94	93	2	1.01
Career Services	10,795	4,023	19	2.68
Financial Aid	1,530	953	11	1.61
Nationally Competitive Scholarships	292	210	11	1.39
Student Disability Services	720	166	17	4.34
Student Success Center	1,661	1,541	2	1.08
Study Abroad	527	381	8	1.38
Supplemental Instruction	499	149	16	3.35
Tutoring	2,660	535	44	4.97
Tutoring Labs	2,359	504	59	4.68
Testing	850	815	4	1.04
Veterans Services	625	229	14	2.73
Writing Center	2,445	1,050	36	2.33
<b>Ethnicity</b>				
Hispanic	9,429	1,995	67	4.73
Non Hispanic	23,279	5,225	66	4.46
No ethnicity listed	3,204	1,224	62	2.62
<b>Race</b>				
American/Alaska Native	1148	241	27	4.76
Asian	981	181	63	5.42
Black or African American	3,040	531	53	5.73
Hawaiian/Pacific Islander	91	20	15	4.55
White	23,189	5,190	67	4.47
2 or more races listed	39	24	4	1.63
No race listed	7,424	2,280	62	3.26
<b>Class</b>				
Freshmen	9,583	1,388	59	6.90
Sophomores	7,342	1,454	66	5.05
Juniors	6,840	1,675	67	4.08
Seniors	8,783	2,309	61	3.80
Blank/Other	3,364	1,717	27	1.96
<b>Gender</b>				
Male	15,852	3,394	66	4.67
Female	19,479	4,469	67	4.36
Blank (Non-Student)	581	581	1	1.00

Note: All above visits were recorded in AdvisorTrac. If not listed, 0 visits were recorded in AdvisorTrac.



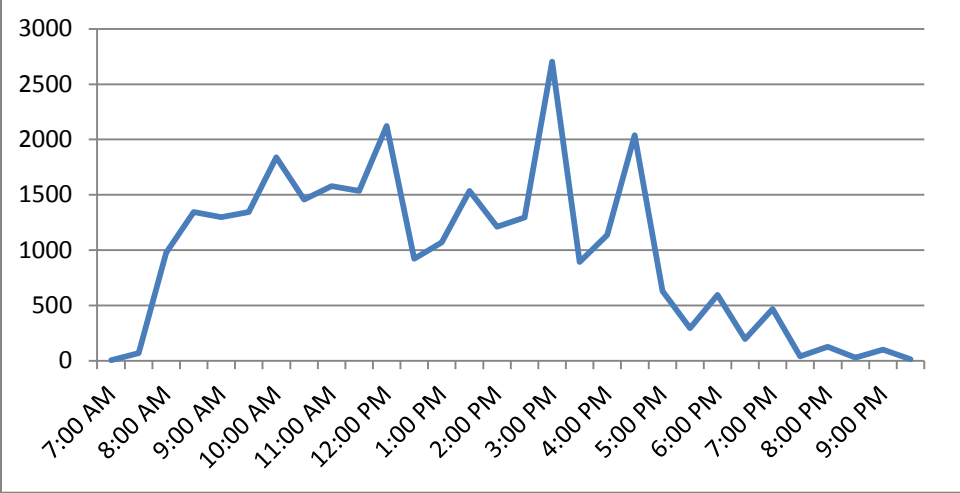


## Logins by Hour by Day of the Week

Hour	Sun	Mon	Tue	Wed	Thu	Fri	Sat	Total Logins
7:00 AM	0	1	0	1	3	1	0	6
7:30 AM	0	39	7	6	14	3	0	69
8:00 AM	0	231	69	288	125	87	178	978
8:30 AM	2	238	261	367	56	421	0	1345
9:00 AM	5	370	242	310	153	218	1	1299
9:30 AM	2	290	395	281	228	148	0	1344
10:00 AM	5	307	384	377	539	221	6	1839
10:30 AM	3	234	309	296	296	317	2	1457
11:00 AM	6	245	362	311	308	345	3	1580
11:30 AM	6	308	281	321	350	265	4	1535
12:00 PM	7	263	2819	390	3125	708	11	2123
12:30 PM	4	148	261	214	202	90	3	922
1:00 PM	10	166	287	236	223	135	13	1070
1:30 PM	5	221	257	184	631	235	3	1536
2:00 PM	9	401	252	225	181	134	9	1211
2:30 PM	6	430	295	273	219	74	0	1297
3:00 PM	14	300	1630	341	305	105	9	2704
3:30 PM	12	230	223	182	158	88	1	894
4:00 PM	49	349	276	184	152	113	13	1136
4:30 PM	12	1640	117	131	95	41	3	2039
5:00 PM	13	226	191	98	58	42	3	631
5:30 PM	1	81	67	127	12	6	2	296
6:00 PM	56	156	93	81	183	22	5	596
6:30 PM	1	19	28	41	101	5	1	196
7:00 PM	12	52	115	151	129	7	2	468
7:30 PM	3	10	12	7	6	3	0	41
8:00 PM	12	18	53	27	14	2	1	127
8:30 PM	1	11	9	5	3	1	0	30
9:00 PM	18	10	20	37	7	3	7	102
9:30 PM	1	4	3	1	4	0	2	15
<b>Total Logins:</b>	<b>275</b>	<b>6998</b>	<b>9318</b>	<b>5493</b>	<b>7880</b>	<b>3840</b>	<b>282</b>	<b>28886</b>

Note: Total number does not include Early Alert Contacts, Non-Student Testing Contacts or BuffJobs Login (under Career Services).

### Total Logins by Time



### Contacts per Day of the Week

