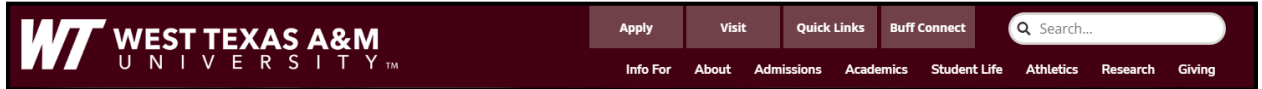



How to Log in to Buff Advisor

1. Go to the WT homepage at www.wtamu.edu



2. Click on the **Buff Connect** icon in the top right side of the WT homepage.

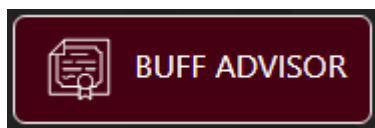


3. Log in using your student credentials.

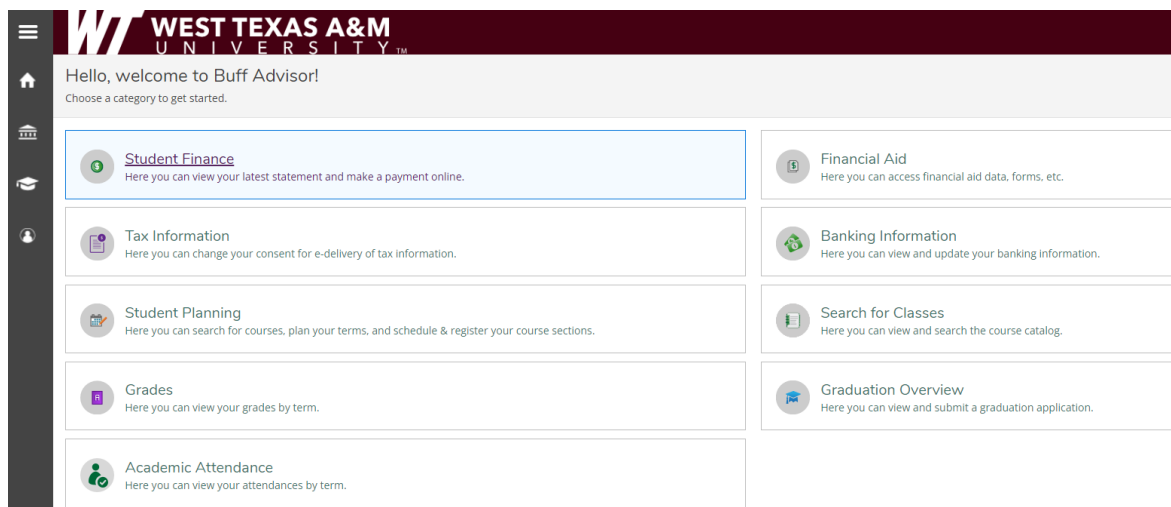
The image shows a login form on a dark background. It has two input fields: the first is labeled "WTAMU User Name:" and the second is labeled "Password:". To the right of the password field is a blue "SIGN IN" button. Below the button is a link that says "Need help signing in?" in blue text.

If you do not know what your username and password is, contact the IT Helpdesk at (806)-651-4357 for assistance.

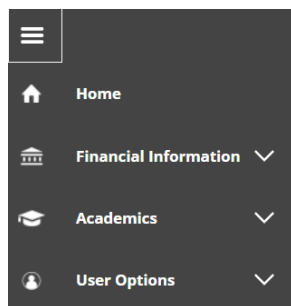
4. Click on **Buff Advisor** on the Buff connect Homepage to enter Buff Advisor.



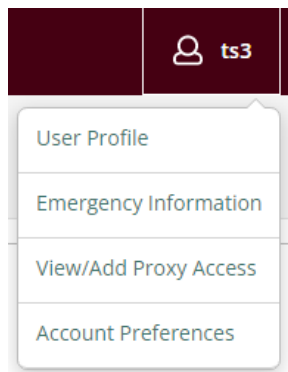
5. Welcome to **Buff Advisor**. Choose a category to get started.



6. On the **left-hand side**, there are three white horizontal lines that expand a menu when clicked. **Click the down arrow** beside each option to expose other options.



7. On the **right-hand side**, you will see a silhouette with your username beside it. If you **click on the silhouette** you will see more options.



8. To sign out, click on **Sign out** on the top right corner.

